



## Lecture PowerPoints

### Chapter 4 Physics: Principles with Applications, 7<sup>th</sup> edition Giancoli

© 2014 Pearson Education, Inc.

This work is protected by United States copyright laws and is provided solely for the use of instructors in teaching their courses and assessing student learning. Dissemination or sale of any part of this work (including on the World Wide Web) will destroy the integrity of the work and is not permitted. The work and materials from it should never be made available to students except by instructors using the accompanying text in their classes. All recipients of this work are expected to abide by these restrictions and to honor the intended pedagogical purposes and the needs of other instructors who rely on these materials.

---

---

---

---

---

---

---

---

---

---

## Chapter 4 Dynamics: Newton's Laws of Motion



© 2014 Pearson Education, Inc.

---

---

---

---

---

---

---

---

---

---

### Contents of Chapter 4

- Force
- Newton's First Law of Motion
- Mass
- Newton's Second Law of Motion
- Newton's Third Law of Motion
- Weight—the Force of Gravity; and the Normal Force
- Solving Problems with Newton's Laws: Free-Body Diagrams
- Problems Involving Friction, Inclines

© 2014 Pearson Education, Inc.

---

---

---

---

---

---

---

---

---

---

### 4-1 Force

A force is a push or pull. An object at rest needs a force to get it moving; a moving object needs a force to change its velocity.



The magnitude of a force can be measured using a spring scale.



© 2014 Pearson Education, Inc.

---

---

---

---

---

---

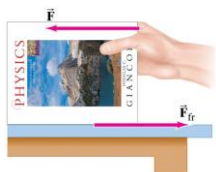
---

---

### 4-2 Newton's First Law of Motion

Newton's first law is often called the law of inertia.

Every object continues in its state of rest, or of uniform velocity in a straight line, as long as no net force acts on it.



© 2014 Pearson Education, Inc.

---

---

---

---

---

---

---

---

### 4-2 Newton's First Law of Motion

Inertial reference frames:

- An inertial reference frame is one in which Newton's first law is valid.
- This excludes rotating and accelerating frames.

© 2014 Pearson Education, Inc.

---

---

---

---

---

---

---

---

### 4-3 Mass

Mass is the measure of inertia of an object. In the SI system, mass is measured in kilograms.

Mass is not weight:

- Mass is a property of an object. Weight is the force exerted on that object by gravity.
- If you go to the moon, whose gravitational acceleration is about 1/6 *g*, you will weigh much less. Your mass, however, will be the same.

© 2014 Pearson Education, Inc.

---

---

---

---

---

---

---

---

### 4-4 Newton's Second Law of Motion

Newton's second law is the relation between acceleration and force. Acceleration is proportional to force and inversely proportional to mass.

$$\Sigma \vec{F} = m\vec{a} \quad (4-1)$$



© 2014 Pearson Education, Inc.

---

---

---

---

---

---

---

---

### 4-4 Newton's Second Law of Motion

Force is a vector, so  $\Sigma F = ma$  is true along each coordinate axis.

The unit of force in the SI system is the newton (N).

Note that the pound is a unit of force, not of mass, and can therefore be equated to newtons but not to kilograms.

**TABLE 4-1**  
**Units for Mass and Force**

System	Mass	Force
SI	kilogram (kg)	newton (N) (= kg · m/s <sup>2</sup> )
cgs	gram (g)	dyne (= g · cm/s <sup>2</sup> )
British	slug	pound (lb)

Conversion factors: 1 dyne = 10<sup>-5</sup> N;  
1 lb ≈ 4.45 N;  
1 slug ≈ 14.6 kg.

© 2014 Pearson Education, Inc.

---

---

---

---

---

---

---

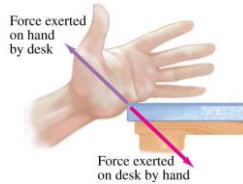
---

### 4-5 Newton's Third Law of Motion

Any time a force is exerted on an object, that force is caused by another object.

Newton's third law:

- Whenever one object exerts a force on a second object, the second exerts an equal force in the opposite direction on the first.



© 2014 Pearson Education, Inc.

---

---

---

---

---

---

---

---

### 4-5 Newton's Third Law of Motion



A key to the correct application of the third law is that *the forces are exerted on different objects*. Make sure you don't use them as if they were acting on the *same* object.

© 2014 Pearson Education, Inc.

---

---

---

---

---

---

---

---

### 4-5 Newton's Third Law of Motion

Rocket propulsion can also be explained using Newton's third law: hot gases from combustion spew out of the tail of the rocket at high speeds. The reaction force is what propels the rocket.



Note that the rocket does not need anything to "push" against.

© 2014 Pearson Education, Inc.

---

---

---

---

---

---

---

---

### 4-5 Newton's Third Law of Motion

Helpful notation: the first subscript is the object that the force is being exerted on; the second is the source.

This need not be done indefinitely, but is a good idea until you get used to dealing with these forces.



$$\vec{F}_{GP} = -\vec{F}_{PG} \quad (4-2)$$

© 2014 Pearson Education, Inc.

---

---

---

---

---

---

---

---

---

---

### 4-6 Weight—the Force of Gravity; and the Normal Force

Weight is the force exerted on an object by gravity. Close to the surface of the Earth, where the gravitational force is nearly constant, the weight is:

$$\vec{F}_G = m\vec{g} \quad (4-3)$$

© 2014 Pearson Education, Inc.

---

---

---

---

---

---

---

---

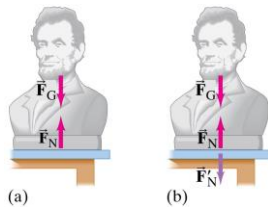
---

---

### 4-6 Weight—the Force of Gravity; and the Normal Force

An object at rest must have no net force on it. If it is sitting on a table, the force of gravity is still there; what other force is there?

The force exerted perpendicular to a surface is called the normal force. It is exactly as large as needed to balance the force from the object (if the required force gets too big, something breaks!)



© 2014 Pearson Education, Inc.

---

---

---

---

---

---

---

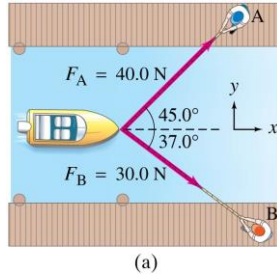
---

---

---

**4-7 Solving Problems with Newton's Laws—  
Free-Body Diagrams**

1. Draw a sketch.
2. For one object, draw a free-body diagram, showing all the forces acting *on* the object. Make the magnitudes and directions as accurate as you can. Label each force. If there are multiple objects, draw a separate diagram for each.



© 2014 Pearson Education, Inc.

---

---

---

---

---

---

---

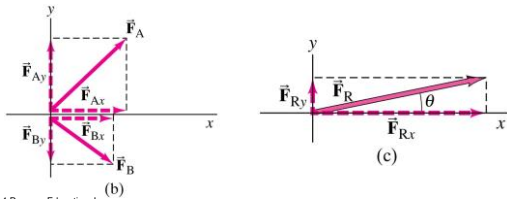
---

---

---

**4-7 Solving Problems with Newton's Laws—  
Free-Body Diagrams**

3. Resolve vectors into components.
4. Apply Newton's second law to each component.
5. Solve.



© 2014 Pearson Education, Inc.

---

---

---

---

---

---

---

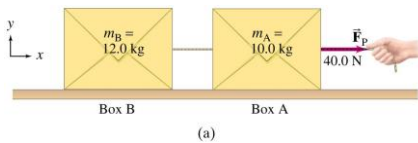
---

---

---

**4-7 Solving Problems with Newton's Laws—  
Free-Body Diagrams**

When a cord or rope pulls on an object, it is said to be under tension, and the force it exerts is called a tension force.



© 2014 Pearson Education, Inc.

---

---

---

---

---

---

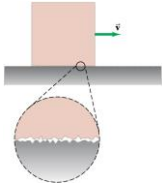
---

---

---

---

### 4-8 Problems Involving Friction, Inclines



On a microscopic scale, most surfaces are rough. The exact details are not yet known, but the force can be modeled in a simple way.

For kinetic—sliding—friction, we write:  $F_{fr} = \mu_k F_N$ .  $\mu_k$  is the coefficient of kinetic friction, and is different for every pair of surfaces.

© 2014 Pearson Education, Inc.

---

---

---

---

---

---

---

---

---

---

### 4-8 Problems Involving Friction, Inclines

This table lists the measured values of some coefficients of friction. Note that the coefficient depends on both surfaces.

Surfaces	Coefficient of Static Friction, $\mu_s$	Coefficient of Kinetic Friction, $\mu_k$
Wood on wood	0.4	0.2
Ice on ice	0.1	0.03
Metal on metal (lubricated)	0.15	0.07
Steel on steel (unlubricated)	0.7	0.6
Rubber on dry concrete	1.0	0.8
Rubber on wet concrete	0.7	0.5
Rubber on other solid surfaces	1–4	1
Teflon <sup>®</sup> on Teflon in air	0.04	0.04
Teflon on steel in air	0.04	0.04
Lubricated ball bearings	<0.01	<0.01
Synovial joints (in human limbs)	0.01	0.01

<sup>1</sup> Values are approximate and intended only as a guide.

© 2014 Pearson Education, Inc.

---

---

---

---

---

---

---

---

---

---

### 4-8 Problems Involving Friction, Inclines

Static friction is the frictional force between two surfaces that are not moving along each other. Static friction keeps objects on inclines from sliding, and keeps objects from moving when a force is first applied.

$$F_{fr} \leq \mu_s F_N$$

© 2014 Pearson Education, Inc.

---

---

---

---

---

---

---

---

---

---

